

AB DnB NORD Bankas Financial Statements

(in accordance with BoL requirements)

I quarter

2010

DnB NORD


AB DnB NORD Bankas
THE FINANCIAL GROUP AND BANK INCOME STATEMENT

31 March 2010

LTL thou

	Bank	Financial group*
Interest income	115,112	118,163
Interest expense	(60,686)	(62,518)
<u>Net interest income</u>	<u>54,426</u>	<u>55,645</u>
Fee and commission income	16,949	16,344
Fee and commission expense	(3,869)	(3,980)
<u>Net interest fee and commission income</u>	<u>67,506</u>	<u>68,009</u>
Net gain on operations with securities and derivative financial instruments	4,120	2,495
Net foreign exchange result	4,063	4,062
Impairment losses and provisions	(86,295)	(86,508)
Other income	2,163	3,523
Personnel expenses	(21,938)	(22,179)
Depreciation and amortisation	(3,942)	(4,536)
Other administrative expenses	(18,787)	(22,788)
<u>Profit (loss) before taxes</u>	<u>(53,110)</u>	<u>(57,922)</u>
Income tax	-	(100)
<u>Net profit (loss) for the period</u>	<u>(53,110)</u>	<u>(58,022)</u>
Profit (loss) attributable to:		
Equity holders of the parent	(53,110)	(58,022)

* Financial group include the Bank and subsidiaries engaged in financial services activities UAB DnB NORD Lizingas and UAB DnB NORD Investicijų valdymas



W. Schilli
 President



J. Šaučiūnienė
 Chief Accountant


AB DnB NORD Bankas
STATEMENT OF COMPREHENSIVE INCOME (EXPENSE)

31 March 2010

LTL thou

	Bank	Financial group*
	<hr/>	<hr/>
<u>Profit (loss) for the period</u>	<u>(53,110)</u>	<u>(58,022)</u>
Other comprehensive income (expenses), net of tax available for sale assets revaluation	561	634
Total other comprehensive income, net of tax	561	634
<u>Total comprehensive income(expenses) for the period, net of tax</u>	<u>(52,549)</u>	<u>(57,388)</u>
Attributable to:		
Equity holders of the parent	(52,549)	(57,388)

* Financial group include the Bank and subsidiaries engaged in financial services activities UAB DnB NORD Lizingas and UAB DnB NORD Investicijų valdymas



W. Schilli
President



J. Šaučiūnienė
Chief Accountant


AB DnB NORD Bankas
STATEMENT OF FINANCIAL POSITIONS

31 March 2010

LTL thou

	Bank	Financial group*
ASSETS		
Cash and balances with central banks	393,233	393,233
Due from banks	383,035	383,035
Trading securities	112,983	112,983
Securities designated at fair value through profit or loss	451,491	451,491
Derivative financial instruments	68,481	68,481
Securities available-for-sale	346,402	351,500
Loans and advances to customers	9,777,077	9,586,133
Finance lease receivables	-	440,798
Investments in subsidiaries	10,664	5,114
Property plant and equipment	104,813	111,082
Intangible assets	9,490	9,698
Deferred income tax asset	30,188	30,209
Other assets	14,470	120,879
Total assets	11,702,327	12,064,636
LIABILITIES AND EQUITY		
Due to banks	5,731,393	6,234,796
Derivative financial instruments	93,819	93,819
Due to customers	3,798,122	3,797,031
Debt securities in issue	683,007	683,007
Current income tax liabilities	-	349
Subordinated loans	404,733	404,733
Provisions	119,861	1,155
Other liabilities	44,295	29,379
Total liabilities	10,875,230	11,244,269
Equity attributable to equity holders of parent		
Ordinary shares	656,665	656,665
Share premium	282,929	282,929
Retained earnings	(180,214)	(187,158)
Reserves	67,717	67,931
	827,097	820,367
Total shareholders' equity	827,097	820,367
Total liabilities and equity	11,702,327	12,064,636

*Financial group include the Bank and subsidiaries engaged in,financial services activities UAB DnB,NORD Lizingas and UAB DnB NORD Investiciju, valdymas



W. Schilli
 President



J. Šaučiūnienė
 Chief Accountant

ASSETS QUALITY INFORMATION

31 March 2010
(LTL mio)

	Impaired loans		
	Total amount	Total amount	Specific provisions
Individually assessed loans	6,358.6	2,455.6	595.9
Collectively assessed loans (excluding payment cards)*	4,160.3	939.7	105.1
Total	10,518.9	3,395.3	701.0

* Mortgage loans to private individuals up to 0,5 LTL mio, consumer loans to private individuals up to 0.05 LTL mio, loans to farmers and SME up to 0,3 mio LTL.

IMPAIRMENT LOSSES (SPECIFIC PROVISIONS) FOR LOANS AND OTHER ASSETS

31 March 2010

Ratios	Amount in LTL thou	Percentage
Specific provisions for loans	742,501	
Gross loans to customers	10,519,578	
Specific provisions to total loans granted to customers ratio		7.06
Specific provisions for other assets	928	
Other assets	45,586	
Specific provisions for other assets to all other assets		2,04

INFORMATION ON COMPLIANCE WITH MAXIMUM EXPOSURE AND LARGE EXPOSURE RATIOS

31 March 2010
(percent)

Ratio	Ratio set by Bank Of Lithuania	Actual ratio
Maximum exposure	25	Complies with the ratio
Large exposure	800	80.08

* Instead of the actual amount "complied with" will be indicated.
In case it is not complied with the customer name and amount in percent will be indicated.

AB DnB NORD Bankas

INFORMATION ON THE IMPLEMENTATION OF BANK LIQUIDITY CAPITAL ADEQUACY AND OVERALL OPEN POSITION NORMATIVE

31 March 2010
(percent)

Name of the ratio	Normative according to the Bank of Lithuania	Factual (quarterly annual) amount
Liquidity	30	34.64
Capital adequacy	8	12.15
Overall open position	25	0.41
Maximum position in one currency (according to currencies)	15	Complies with the ratio

31 March 2010
(percent)

Return on equity (ROE)	-25.9
Return on assets (ROA)	-1.8

RATINGS OF FITCH RATINGS

31 March 2010

Long-term debt rating	A
Short-term debt rating	F1
Individual rating	D/E
Support rating	1
Outlook	Stable

During the reporting quarter the bank performed its activity in compliance with all ratios set by the Legal Acts and no sanctions were imposed on the bank.