

AB DnB NORD Bankas Financial Statements

(in accordance with BoL requirements)

II quarter

2010

DnB NORD

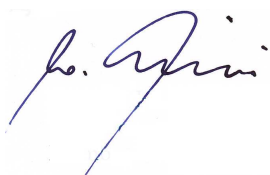
AB DnB NORD Bankas
THE FINANCIAL GROUP AND BANK INCOME STATEMENT

30 June 2010

LTL thou

	Bank	Financial group*
	_____	_____
Interest income	232,002	238,043
Interest expense	(111,610)	(115,759)
<u>Net interest income</u>	<u>120,392</u>	<u>122,284</u>
Fee and commission income	35,524	34,407
Fee and commission expense	(7,670)	(7,895)
<u>Net interest fee and commission income</u>	<u>148,246</u>	<u>148,796</u>
Net gain on operations with securities and derivative financial instruments	(5,542)	(7,158)
Net foreign exchange result	9,219	9,216
Impairment losses and provisions	(200,037)	(200,593)
Other income	5,382	7,716
Personnel expenses	(43,141)	(43,556)
Depreciation and amortisation	(7,792)	(8,870)
Other administrative expenses	(35,953)	(47,034)
<u>Profit (loss) before taxes</u>	<u>(129,618)</u>	<u>(141,483)</u>
Income tax	(1)	(201)
<u>Net profit (loss) for the period</u>	<u>(129,619)</u>	<u>(141,684)</u>
Profit (loss) attributable to:		
Equity holders of the parent	(129,619)	(141,684)

* Financial group include the Bank and subsidiaries engaged in financial services activities UAB DnB NORD Lizingas and UAB DnB NORD Investicijų valdymas



W. Schilli
 President



J. Šaučiūnienė
 Chief Accountant


AB DnB NORD Bankas
STATEMENT OF COMPREHENSIVE INCOME (EXPENSE)

30 June 2010

LTL thou

	Bank	Financial group*
	<hr/>	<hr/>
<u>Profit (loss) for the period</u>	<u>(129,619)</u>	<u>(141,684)</u>
Other comprehensive income (expenses), net of tax available for sale assets revaluation	(945)	(902)
Total other comprehensive income, net of tax	(945)	(902)
<u>Total comprehensive income(expenses) for the period, net of tax</u>	<u>(130,564)</u>	<u>(142,586)</u>
Attributable to:		
Equity holders of the parent	(130,564)	(142,586)

* Financial group include the Bank and subsidiaries engaged in financial services activities UAB DnB NORD Lizingas and UAB DnB NORD Investicijų valdymas



W. Schilli
President



J. Šaučiūnienė
Chief Accountant


AB DnB NORD Bankas
STATEMENT OF FINANCIAL POSITIONS

30 June 2010

LTL thou

	Bank	Financial group*
ASSETS		
Cash and balances with central banks	454,424	454,424
Due from banks	570,348	570,348
Trading securities	74,111	74,111
Securities designated at fair value through profit or loss	450,734	450,734
Derivative financial instruments	47,078	47,078
Securities available-for-sale	334,474	339,130
Loans and advances to customers	9,560,701	9,169,547
Finance lease receivables	-	394,169
Investments in subsidiaries	10,664	5,114
Property plant and equipment	101,797	106,203
Intangible assets	9,181	9,328
Deferred income tax asset	30,188	30,188
Other assets	13,160	113,961
Total assets	11,656,860	11,764,335
LIABILITIES AND EQUITY		
Due to banks	5,702,568	5,962,652
Derivative financial instruments	88,899	88,899
Due to customers	4,070,059	4,067,366
Debt securities in issue	469,669	469,669
Deferred income tax asset	-	1
Current income tax liabilities	-	358
Subordinated loans	403,470	403,470
Provisions	122,607	1,282
Other liabilities	50,506	35,489
Total liabilities	10,907,778	11,029,186
Equity attributable to equity holders of parent		
Ordinary shares	656,665	656,665
Share premium	282,929	282,929
Retained earnings	(256,723)	(270,820)
Reserves	66,211	66,375
	749,082	735,149
Total shareholders' equity	749,082	735,149
Total liabilities and equity	11,656,860	11,764,335

*Financial group include the Bank and subsidiaries engaged in,financial services activities UAB DnB,NORD Lizingas and UAB DnB NORD Investiciju, valdymas



W.Schilli
 President



J.Šaučiūnienė
 Chief Accountant

ASSETS QUALITY INFORMATION

30 June 2010
(LTL mio)

	Impaired loans		
	Total amount	Total amount	Specific provisions
Individually assessed loans	5,922.5	2,525.2	662.7
Collectively assessed loans (excluding payment cards)*	4,356.7	1,169.5	157.0
Total	10,279.2	3,694.7	819.7

* Mortgage loans to private individuals up to 0,5 LTL mio, consumer loans to private individuals up to 0.05 LTL mio, loans to farmers and SME up to 0,3 mio LTL.

IMPAIRMENT LOSSES (SPECIFIC PROVISIONS) FOR LOANS AND OTHER ASSETS

30 June 2010

Ratios	Amount in LTL thou	Percentage
Specific provisions for loans	843,720	
Gross loans to customers	10,404,421	
Specific provisions to total loans granted to customers ratio		8.11
Specific provisions for other assets	919	
Other assets	44,267	
Specific provisions for other assets to all other assets		2.08

INFORMATION ON COMPLIANCE WITH MAXIMUM EXPOSURE AND LARGE EXPOSURE RATIOS

30 June 2010
(percent)

Ratio	Ratio set by Bank of Lithuania	Actual ratio
Maximum exposure	25	Complies with the ratio
Large exposure	800	96.15

* Instead of the actual amount "complied with" will be indicated.
In case it is not complied with the customer name and amount in percent will be indicated.

AB DnB NORD Bankas

INFORMATION ON THE IMPLEMENTATION OF BANK LIQUIDITY CAPITAL ADEQUACY AND OVERALL OPEN POSITION NORMATIVE

30 June 2010
(percent)

Name of the ratio	Normative according to the Bank of Lithuania	Factual (quarterly annual) amount
Liquidity	30	41.13
Capital adequacy	8	11.44
Overall open position	25	0.61
Maximum position in one currency (according to currencies)	15	Complies with the ratio

30 June 2010
(percent)

Return on equity (ROE)	-32.3
Return on assets (ROA)	-2.2

RATINGS OF FITCH RATINGS

30 June 2010

Long-term debt rating	A
Short-term debt rating	F1
Individual rating	D/E
Support rating	1
Outlook	Stable

During the reporting quarter the bank performed its activity in compliance with all ratios set by the Legal Acts and no sanctions were imposed on the bank.